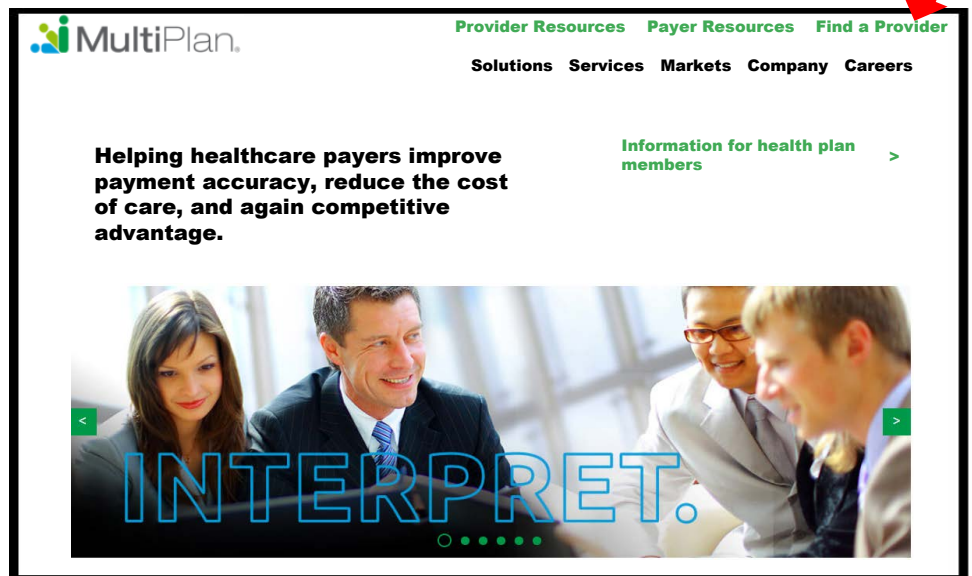
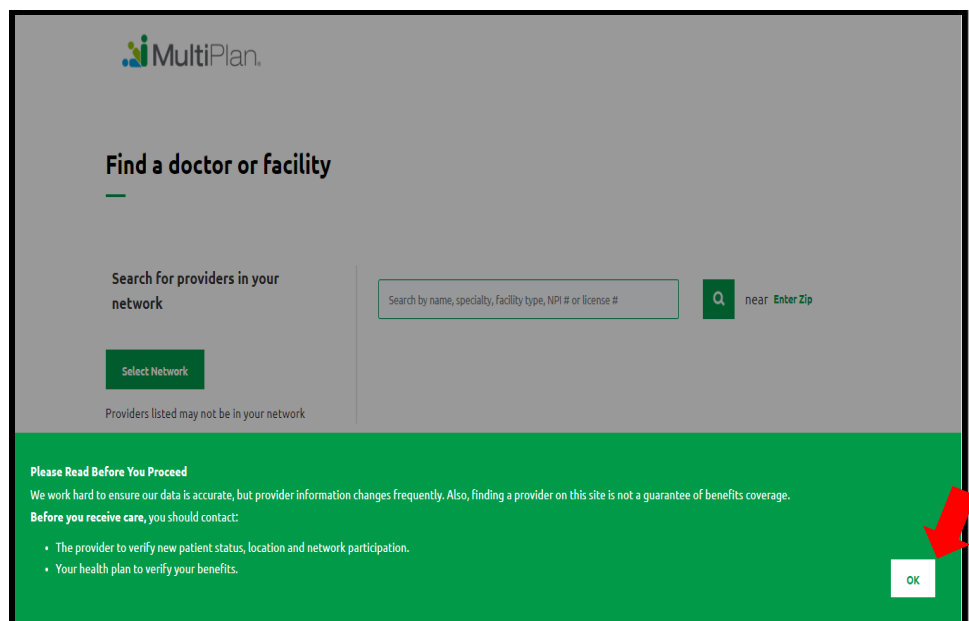


Find a Doctor or Facility

1. Go to www.multiplan.com
2. Click on **Find a Provider**

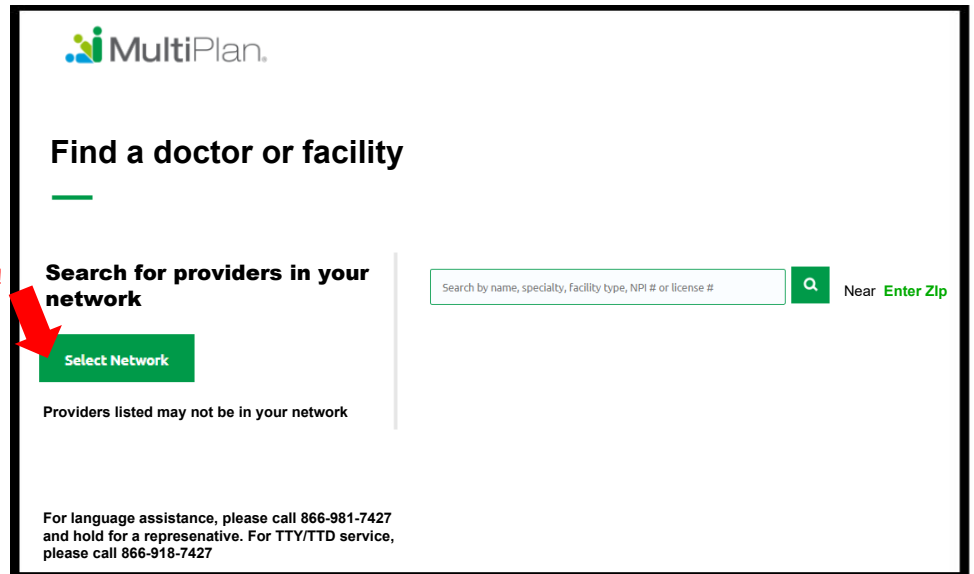


3. Read information in **Green**
4. Select **OK.**



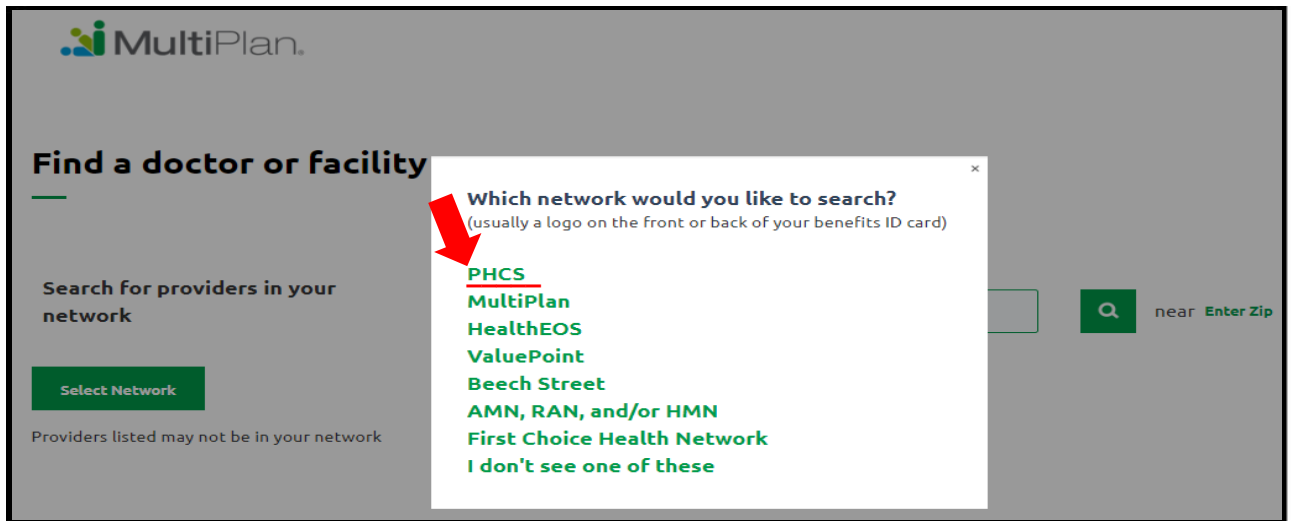
5. Click on **Select Network**

Click Here!



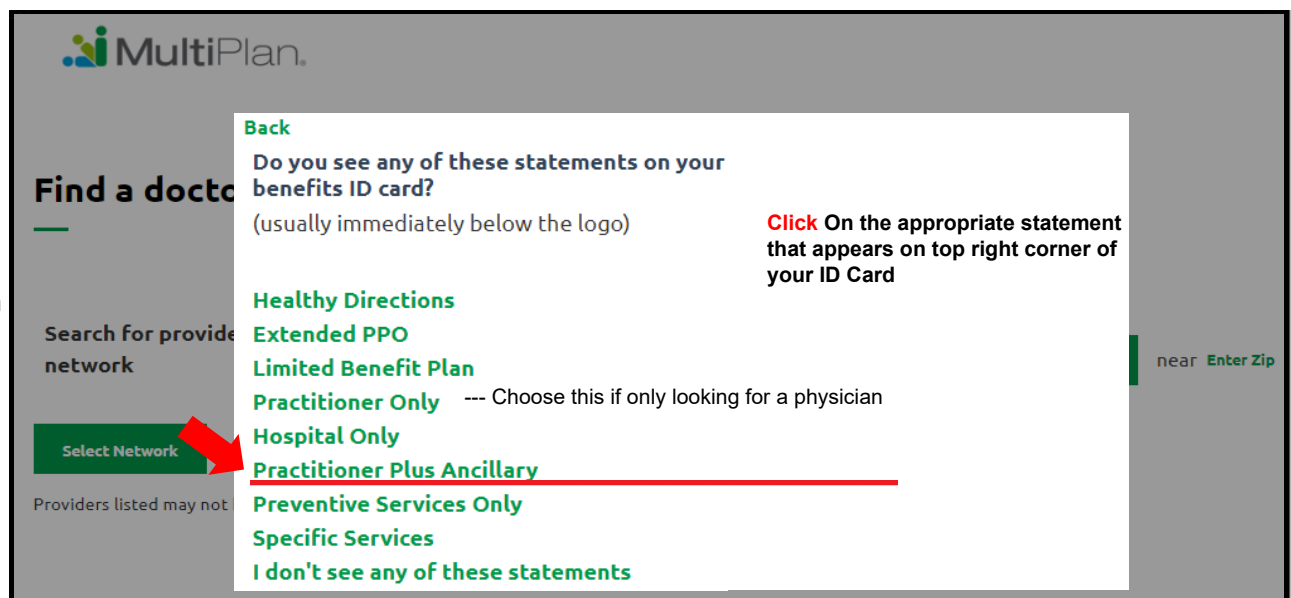
The screenshot shows the MultiPlan website's "Find a doctor or facility" page. At the top left is the MultiPlan logo. Below it is the heading "Find a doctor or facility". Underneath is a section titled "Search for providers in your network". A red arrow points to a green button labeled "Select Network". To the right of this button is a search bar with the placeholder text "Search by name, specialty, facility type, NPI # or license #", a magnifying glass icon, and a "Near Enter Zip" field. Below the search bar, it says "Providers listed may not be in your network". At the bottom, there is a note: "For language assistance, please call 866-981-7427 and hold for a representative. For TTY/TTD service, please call 866-918-7427".

6. Select PHCS



The screenshot shows the same MultiPlan page as before, but with a modal dialog box open. The dialog box has a title "Which network would you like to search?" and a subtitle "(usually a logo on the front or back of your benefits ID card)". A red arrow points to the first option in the list, "PHCS". The list of options includes: "PHCS", "MultiPlan", "HealthEOS", "ValuePoint", "Beech Street", "AMN, RAN, and/or HMN", "First Choice Health Network", and "I don't see one of these".

7. Select the statement that is on your ID card.



The screenshot shows the same MultiPlan page with a different modal dialog box open. The dialog box has a title "Do you see any of these statements on your benefits ID card?" and a subtitle "(usually immediately below the logo)". A red arrow points to the "Practitioner Plus Ancillary" option in the list. The list of options includes: "Healthy Directions", "Extended PPO", "Limited Benefit Plan", "Practitioner Only", "Hospital Only", "Practitioner Plus Ancillary", "Preventive Services Only", "Specific Services", and "I don't see any of these statements". To the right of the list, there is a note: "Click On the appropriate statement that appears on top right corner of your ID Card".

8. Select **Enter Zip**.

Find a doctor or facility

PHCS

Change Network

☐ Remember my network

Search by name, specialty, facility type, NPI # or license #

near Enter Zip

City & State or Zip Code

OK

For language assistance, please call 866-981-7427 and hold for a representative. For TTY/TTD service, please call 866-918-7427.

Click Here!

Enter Zip code of where you would like to search.

9. Enter your **search**.

Find a doctor or facility

PHCS

Change Network

☐ Remember my network

Search by name, specialty, facility type, NPI # or license #

near Enter Zip

Search by:
Provider Name
Specialty
Facility Type
NPI #
License #

After entering your search, Click Here!

10. Read information in **Green**

11. Select **OK**.

Find a doctor or facility

PHCS

Change Network

☐ Remember my network

Search by name, specialty, facility type, NPI # or license #

near 32043

367 results for 'Primary Care' near 32043

Printer Friendly

Sort by: Distance (nearest)

Provider information contained in this Directory was last updated earlier today and therefore may have changed. Before scheduling your appointment or receiving services, check with the provider to confirm participation in the network, location, and if the provider is accepting new patients.

OK

Click Here!

Find a doctor or facility

PHCS

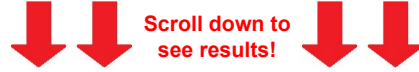
Change Network

☐ Remember my network

Search by name, specialty, facility type, NPI # or license #



near 12345



Scroll down to
see results!

523 results for 'Primary Care' near 12345

 Printer Friendly

Sort by Distance (approx.) ▾

Refine Results

Apply Filters

Reset Filters

 Doe, John, M.D.
Family Practice

123 Easy ST
Anywhere, US 12345
555-555-5555
[View all Locations](#)

4.33 Miles

12. Scroll Down
to see results.